

Sutherlands Pole Building Packages



www.sutherlands.com/polebarns



Loaded with Popular Features!

30' x 40'
Wainscoting optional

DELUXE POLE BUILDING PACKAGE

- ◆ Engineer designed trusses for continuous interior space uninterrupted by poles. (Trusses may not be pre-built, please check with your salesperson.)
- ◆ Standard 10' outside wall height (other heights available.)
- ◆ 36" Steel prehung walk door.
- ◆ National Mfg. door hardware.
- ◆ 10' wide sliding doors
- ◆ Metal roofing, siding and trim.
- ◆ Skylights.
- ◆ Extra strong design
- ◆ Treated posts.

Easy to Build!

24' x 30'



Shown with optional Cupola and wainscoting.

18' x 30'



Many Sizes Available!

Building Project HEADQUARTERS!

Sutherlands Engineered Pole Frame Buildings

Farmland:

- ◆ Galvanized Corrugated Roofing and Siding

OR

Suburban:

- ◆ Painted Metal Roofing and Siding
- ◆ Deluxe Painted Trim
- ◆ Weathervane

STANDARD PLAN AVAILABLE IN THESE SIZES:

- ◆ 18'x 30' ◆ 24'x 30'
- ◆ 30'x 40' ◆ 30'x 50'

FREE ESTIMATES ON ANY CUSTOM SIZE!

Sutherlands.com/freeestimates

We've Got A Pole Building Plan That's Just Right For You!

COMPLETE POLE GARAGE BUILDING PACKAGES

*Our Garage Packages Include
Quality Steel Garage Doors!*

30' x 40' DELUXE SUBURBAN POLE GARAGE

- ◆ Steel walk door
- ◆ 2- 9' x 7' overhead doors
- ◆ Skylight panels
- ◆ Painted roofing & siding
- ◆ Treated posts
- ◆ Other options available



Quality Building Material!



*Efficient Use Of Building Material!
Very Little Waste!*

24' x 30' DELUXE SUBURBAN POLE GARAGE

- ◆ Steel walk door
- ◆ 2- 9' x 7' overhead doors
- ◆ Painted roofing and siding
- ◆ Other options available

**Pole
Garage
Building
Packages
Include:**

- ◆ Steel overhead garage doors and hardware.
- ◆ Skylight panels
- ◆ Standard 10' sidewalls.
- ◆ Painted corner trim
- ◆ Painted base, eave and ridge trim.
- ◆ Quality painted ribbed roofing and siding
- ◆ Customize as you wish!

18' x 30' SUBURBAN POLE GARAGE

- ◆ Steel walk door
- ◆ 9' x 7' overhead doors
- ◆ Other options available!



Versatile Design!

MANY OTHER OPTIONS AVAILABLE! MODIFY YOUR BARN TO SUIT YOUR OWN NEEDS!

Sliding Windows

Weathervanes

Specialty trusses

Other siding options

Insulation

Walk-in Door options

Lighting and Electrical

Larger overhead doors

Cupolas


Wainscoting

Laminated posts

Door openers

FREE Estimates on any size Pole Building! Get Start

TRADITIONAL OPEN-FRONT POLE BUILDINGS



13' x 36' TRADITIONAL LOAFING SHED


Two Wall Height Choices:

- 8' Front - 6' Back • 10' Front - 8' Back
- 468 Sq. Ft of storage space.
- Available in **Farmland** or **Suburban** siding styles.

Sutherlands Engineered Pole Frame Buildings

FARMLAND


- Galvanized Corrugated Roofing and Siding



OR

SUBURBAN:

- Painted Metal Roofing and Siding
- Deluxe Painted Trim
- Weathervane



TRADITIONAL POLE BUILDING PACKAGE



A Building For Any Need!

• This building can be used for winter storage of hay or equipment as well as winter feeding programs.

• 8' sidewalls standard (10', 12' and 14' also available.)

• Available in **Farmland** or **Suburban** siding styles.

STANDARD PLAN AVAILABLE IN THESE SIZES:

- 18'x 30' • 24'x 30'
- 30'x 40' • 30'x 50'

STANDARD PLANS AVAILABLE IN THESE SIZES:


- 18'x 30' • 24'x 30'
- 30'x 40' • 30'x 50'

FREE ESTIMATES ON ANY CUSTOM SIZE!

Sutherlands.com/freeestimates

**ASK US FOR A FREE ESTIMATE
ON CUSTOM SIZES!**

QUALITY METAL ROOFING & SIDING



Suburban packages include your choice of base and trim colors!

Manufacturer and available colors vary by location. Please Ask to see a color chart.

FARMLAND PACKAGES:

GALVANIZED CORRUGATED STEEL

- Hot dipped galvanized coating
- Economical choice that resists rust
- Lightweight and durable
- Made in the U.S.A.
- No warranty on finish

SURBURBAN PACKAGES:

PAINTED METAL ROOFING & SIDING


- Available in 29 ga. or optional 26 ga.
- Exceptional spanning properties
- Lightweight and durable
- Made in the U.S.A.
- Warranty on finish (ask for details.)

Get it Today at www.Sutherlands.com/freeestimates!

Sutherlands

Building Project HEADQUARTERS!

The Leading Supplier of Pole Frame Buildings For Over 90 Years.



*Engineer Approved to
Withstand Wind and Snow!*

16' x 20' DELUXE SUBURBAN HORSE SHED

- ◆ Treated square posts.
- ◆ 8' sidewalls.
- ◆ Painted roofing & siding.
- ◆ Great for one or two horses.
- ◆ Simple design. Easy to build!

30' x 30' HORSE BARN

- ◆ Treated square posts.
- ◆ 10' sidewalls.
- ◆ Painted roofing & siding.
- ◆ Shown with optional 6' covered shed.
- ◆ Sliding doors and hardware
- ◆ Ask about custom sizes



**Credit
You Can
Build With!**

FINANCING AVAILABLE!

LOW MONTHLY PAYMENTS
LOWER INTEREST RATE ON BALANCES OVER \$2000*
QUARTERLY 3% REWARDS CERTIFICATE
EXCLUSIVE OFFERS AND PROMOTIONS
ONLINE ACCOUNT MANAGEMENT

**APPLY AT THE STORE OR ONLINE AT
www.SUTHERLANDS.com!**

Sutherlands Engineered Pole Frame Buildings

Farmland:

- ◆ Galvanized Corrugated Roofing and Siding

OR

Suburban:

- ◆ Painted Metal Roofing and Siding
- ◆ Deluxe Painted Trim
- ◆ Weathervane

**FREE ESTIMATES ON
ANY CUSTOM SIZE!**
Sutherlands.com/freeestimates

We've Got The Knowledge To Help You Get The Job Done!

Building package prices are approximate and may vary by region due to changing market conditions. We price our building material daily. FREE estimates on complete or partial building packages are available. Always check your local building codes before starting a building project. The building packages shown are suggested designs and plans available at Sutherlands store locations. Features and the actual material included vary by location and may be different than described in this brochure. Please discuss all options with your salesperson prior to purchasing.